


SIGUARD Safety Systems

Position Switches

EMERGENCY-STOP control devices

3SB



Mushroom-shaped pushbuttons

Selection and ordering data

Mushroom-shaped pushbutton with forced latching acc. to EN 60 418

see Part 9

SIGUARD position switches, moulded-plastic enclosed

3SE3 200, 3SE3 210, 3SE3 230



Switch width 31 mm acc. to EN 50 047, special width 50 mm; switch width 40 mm acc. to EN 50 041

Page

Selection and ordering data

- Actuator heads 8/8, 8/16
- AS-Interface connection 8/8, 8/22
- Accessories, spare parts 8/24, 8/25

Technical data	8/4
Description	8/4
Operation, operating speed	8/9 - 8/13, 8/28 - 8/32
Dimensions	8/84 - 8/86

SIGUARD position switches, moulded-plastic enclosed, with RESET

3SE3 200, 3SE3 210



Switch width 31 mm acc. to EN 50 047, special width 56 mm

Page

Selection and ordering data

Technical data	8/7
Description	8/7
Operating speed	8/14
Dimensions	8/85

SIGUARD position switches, metal-enclosed

3SE3 100, 3SE3 120, 3SE3 303, 3SE3 404



Switch width 40 mm acc. to EN 50 041, special width 56 mm

Page

Selection and ordering data


- Actuator heads 8/23
- AS-Interface connection 8/22
- Accessories, spare parts 8/24, 8/25

Technical data	8/17
Description	8/17
Operation, operating speed	8/27 - 8/40
Dimensions	8/87, 8/88

SIGUARD position switches, open-type

3SE3 020

3SE3 023



2 or 3 contacts, switch width 30 mm

Page

Selection and ordering data

Technical data	8/17
Description	8/17
Operation, operating speed	8/26, 8/40
Dimensions	8/89

SIGUARD position switches, metal-enclosed, with moulded cable

3SE3 160

3SE3 180



Compact switch, switch widths 30 and 40 mm

Page

Selection and ordering data

Technical data	8/41
Description	8/41
Operating speed	8/41
Dimensions	8/89, 8/90

SIGUARD position switches with separate actuator, moulded-plastic- and metal-enclosed

3SE3 120, 3SE3 200, 3SE3 243



Switch width 31 mm acc. to EN 50 047,
Switch width 40 mm acc. to EN 50 041,
special width 52 mm

Page

Selection and ordering data 8/43, 8/44

Technical data	8/42
Description	8/42
Operation, operating speed	8/45
Dimensions	8/90 to 8/92

SIGUARD position switches, with electromagnetic tumbler, moulded-plastic- and metal-enclosed

3SE3 7 3SE3 8



2 or 4 contacts


Page

Selection and ordering data 8/47, 8/48, 8/50

Technical data	8/46, 8/49
Description	8/46, 8/49
Operation, operating speed	8/51
Dimensions	8/92, 8/93

SIGUARD hinge switches, moulded-plastic- and metal-enclosed

3SE3 200 3SE3 120



Enclosure acc. to EN 50 047
and EN 50 041

Page

Selection and ordering data 8/52

Technical data	8/52
Description	8/52
Dimensions	8/94

SIGUARD cable-operated switches, moulded-plastic- and metal-enclosed

3SE7 1, 3SE7 2, 3SE7 3



For cable lengths from 6 m to
2 x 50 m, for pulling from one or both
ends, latching acc. to EN 418

Page


Selection and ordering data 8/53

• Accessories 8/55

Technical data	8/55
Description	8/53
Operating speed	8/55
Dimensions	8/94, 8/95

SIGUARD magnetically operated switches

3SE6 704 3SE6 801 + 808



3SE6 605

Switching magnets, switching
elements and monitoring units
for safety functions

Page

Selection and ordering data 8/56

Technical data	8/56, 8/57
Description	8/56
Connection examples	8/58
Dimensions	8/96

SIGUARD two-hand operation consoles, press control units

3SB38 6



3TK28 34+35



Control desks in metal and
plastic housings, press control
units up to Category 4 of
EN 954-1 and DIN 574 Type IIIC

Page

Selection and ordering data


• Operation console 3SB38/59
• Press control units 3TK28 8/71, 8/73

Description	8/59, 8/69
Dimensions	8/96, 8/100

SIGUARD Safety Systems

SIGUARD foot switches, moulded-plastic- and metal-enclosed

3SE3 9



Foot switches and pedal switches with and without hood, latching and non-latching

Selection and ordering data Page 8/60

Description 8/60
Dimensions 8/97

SIGUARD light curtains SIGUARD light barriers

3RG78 4



3RG78 2




Optical safety devices for applications up to Category 4 of EN 954-1

Selection and ordering data Page 8/62, 8/66
• Accessories 8/62, 8/63, 8/66

Technical data 8/63, 8/64, 8/66
Description 8/61, 8/66
Circuit diagrams 8/65
Dimensions 8/98, 8/99

SIGUARD optical safety switch strips

3RG78 55



Edge flattening protection for applications up to Category 4 of EN 954-1

Selection and ordering data Page 8/67
• Accessories 8/67

Technical data 8/67
Description 8/67
Dimensions 8/99

SIGUARD contactor safety combinations

3TK28 01–07 basic units
3TK29 07–83 expansion units
3TK28 11 + 15 press control units



For monitoring of EMERGENCY-STOP, protective doors and for press controls, single- or two-channel, contactor type

Selection and ordering data Page 8/70, 8/71

Technical data 8/74
Description 8/68, 8/69
Dimensions 8/100

SIGUARD safety combinations, relay type

3TK28 21–28 basic units
3TK28 30 expansion units
3TK28 34 + 35 press control units



For monitoring of EMERGENCY-STOP, protective doors and for press controls, single- or two-channel, relay type

Selection and ordering data Page 8/70, 8/72, 8/73
• Accessories 8/73

Technical data 8/75
Description 8/68, 8/69
Dimensions 8/100

Circuit-breakers, contactors, main and EMERGENCY STOP switches



3RV **3RT**

3LD2

Selection and ordering data

Circuit-breakers to 100 A see Part 2
 Contactors for switching motors see Part 3
 Auxiliary contactors see Part 6
 Main and EMERGENCY-STOP switches up to 100 A see Part 15

SIGUARD signalling columns




8WD42 **8WD43**

Glow lamp and LED version, housing diameters 50 and 70 mm

Page
Selection and ordering data 8/78, 8/79
 • Accessories 8/78, 8/80

Technical data 8/77
 Description 8/76
 Dimensions 8/101, 8/102

SIGUARD built-in signal lamps



8WD53

Single-hole mounting, extremely rugged

Page
Selection and ordering data 8/81

Technical data 8/81
 Description 8/81
 Dimensions 8/103

Pressure switches



6KC33

For air and water systems

Page
Selection and ordering data 8/83

Description 8/82
 Dimensions 8/103

ET 200S SIGUARD



ET 200S distributed I/O stations

Page
Selection and ordering data see Part 1

Technical data 8/101, 8/102

SIGUARD Safety Integrated



Application Manual "Safety Integrated: The Product Range for the Industries of the World"

Order No.: E20001-P285-A733-X-7600

Page

Description 8/69